

CLASSICLINE PLUS

SEATING
ADJUSTMENT
CONTROLS

SERIES

Corcraft
PRODUCTS

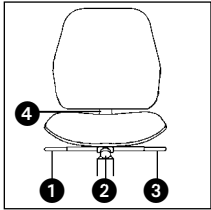


NYS DEPARTMENT OF CORRECTIONAL SERVICES

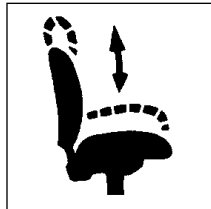
CLASSICLINE PLUS SERIES

Seating Adjustment Controls

Key features include the latest knee-tilt mechanism which creates a pivot point near the knee, keeping your feet on the floor to minimize the rise of the front seat edge and other important adjustable features explained below. Please review these operating instructions for maximum ergonomic effectiveness of your new chair.



- ❶ SEAT HEIGHT PNEUMATIC ADJUSTMENT CONTROL PADDLE
- ❷ KNEE-TILT TENSION CONTROL
- ❸ SYNCHRONIZED SEAT & BACKREST ADJUSTMENT PADDLE
- ❹ PUSH-BUTTON BACKREST HEIGHT ADJUSTMENT



PNEUMATIC SEAT HEIGHT ADJUSTMENT

Provides greater comfort and support for individual height and working conditions.

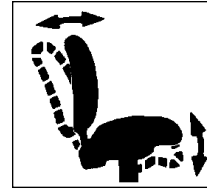
To raise or lower: Lift paddle ❶ while seated.



BACKREST HEIGHT ADJUSTMENT

Positions built-in pronounced lumbar support to individual comfort position.

To adjust: Apply upward pressure on button ❹ built into lower inside section of backrest. Raise or lower backrest to your comfort.



SYNCHRONIZED SEAT AND BACKREST ANGLE ADJUSTMENT — FLUID MOTION OR FIXED

Seat and backrest automatically follow movements of user, providing continuous lumbar support in fluid position or in a set position when fixed.

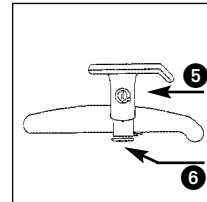
To activate: Flip paddle ❸ up for fluid motion.

To lock: Flip paddle ❸ down for fixed support.

Tension Adjustment, Knee Tilt Mechanism:

Tighten: Turn ❷ clockwise.

Loosen: Turn ❷ counterclockwise.



OPTIONAL ARMREST LATERAL AND VERTICAL ADJUSTMENT CONTROLS

Height Adjustment: Turn knob ❺ clockwise to raise or counterclockwise to lower armrest height.

Lateral Adjustment: Turn knob on arm hold bracket ❻ under seat clockwise to loosen or counterclockwise to tighten once arms in proper lateral position.

OPTIONAL ARTICULATING ARMREST CONTROLS

Height Adjustment: Instead of knob ❺, has a trigger mechanism to adjust.

Depress to raise or lower armrest to desired position.

Lateral Adjustment: Same as ❻ above

Articulating Armrest: Spring-activated padded armrest allows for lateral positioning for support of forearm.

Fabric Care

For your convenience, we have included pertinent information on the fabric care for this quality product.

A periodic review of this information will enable you to maintain the overall performance and appearance and will help extend the useful life of the fabric.

Please refer to the specific pattern fabric/vinyl covering on your product. Contact your Corcraft sales representative at 1 (800) 436-6321, extension 2640, or our Marketing Unit at extension 2663 for the card corresponding to your fabric or vinyl pattern. The card includes either a "Cleanability Code" or detailed cleaning instructions.

For those cards with codes noted below, clean as follows:

Code Cleaning Instructions

WS Water-based cleaning agents and foam may be used for cleaning. May also be cleaned with mild, water-free solvents.

W Water-based cleaning agents or foam may be used for cleaning.

S Only mild, pure, water-free dry cleaning solvents may be used for cleaning.

Note: **For Hyde and Crypton fabrics use mild soap and water.**

Maintaining your fabric or vinyl covering will ensure optimum appearance for years.



NYS DEPARTMENT OF CORRECTIONAL SERVICES DIVISION OF INDUSTRIES

550 Broadway • Albany, New York 12204-2802

Order Services Mail	to above address
Order Services FAX	(800) 898-5895 or (518) 436-6007
Sales Unit Voice	(800) 436-6321 ext. 2640 (518) 436-6321 ext. 2640
Web	http://www.corcraft.org/