

Corcraft
PRODUCTS

CLASSICLINE PLUS

SYNCHRONOUS TILT SEATING

SERIES



OFFICE/CONFERENCE/ERGONOMIC/ Seating



NYS
DEPARTMENT
OF
CORRECTIONAL
SERVICES

CLASSICLINE PLUS SYNCHRONOUS TILT SEATING SERIES

Corcraft, in partnership with Dauphin North America, proudly presents the ClassicLine PLUS line of enhanced ergonomic seating.

The ClassicLine PLUS Series is a fully adaptable ergonomic seating line with enhanced features and proportional design. With up-to-date styling and adjustment features suitable for individual users, the ClassicLine PLUS provides for maximum ergonomic benefits and comfortable, stress-free seating.

FEATURES

This product line meets or exceeds the seating standards as required under the N.Y.S. Policy on Ergonomics for VDT Workstations.

Seat

- 20"D x 20½"W
- Seven layer molded ¾" plywood with 3" thick urethane foam (meets California Code 117)
- Waterfall contour seat front

Back

- 19"W x 23"H
- Contoured 2" thick urethane foam (meets California Code 117)
- Lumbar support
- Molded plastic charblack shell
- Adjustable up to 3" range

Corcraft
PRODUCTS



ClassicLine PLUS, Armless

F54-2106AO- * * * *

Weight 35 lb

Base

- Five leg 25" diameter with steel collar reinforcement.
- Casters are "universal" soft urethane type suitable for hard or carpeted surfaces. Charblack color.
- Casters are 2" dual-wheel "locking/braking" style.
Will not roll easily unless there are 70 pounds of pressure on them.

Controls

- Synchronous tilt control lever provides for infinite setting of backrest tilt and seat pitch.
- Pneumatic seat height adjustable 16½" to 20½".

Armrest Options

- **Adjustable Arm**, 3¼" vertical range and 1½" lateral range each
OR
- **Articulating arm pad** (black vinyl covering) with 3" vertical range and 1" lateral range each. Allows arm pad to pivot horizontally 24° inward and 24° outward, pivot 8° forward and back, using a spring activated mechanism. Trigger device on each arm controls quick vertical adjustments.



ClassicLine PLUS, Adjustable Arms†, Vertical and Lateral

F54-21A6BO- * * * *
Weight 40 lb

† Shown on cover



ClassicLine PLUS, Articulating Arms

F54-21A6BA- * * * *
Weight 42 lb

ClassicLine PLUS Adjustable Arms, Pair (Fits all styles)

ARMKITPLA
Weight 5 lb

ClassicLine PLUS Articulating Adjustable Arms, Pair

ARMKITPLAA
Weight 7 lb

Please refer to Standard Fabric Sample and Specifications Guides for standard selections available.

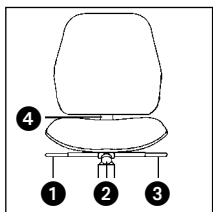
**** Complete the code indicating your Corcraft fabric covering choice by including the data in the spaces provided to the right of the item code.

Note: *The PLUS Series is our ergonomic seating for people weighing more than 175 pounds. The components are more robust, and there are higher tension springs for the back and seat. It is not recommended for use by people under 150 pounds.*

CLASSICLINE PLUS

SEATING ADJUSTMENT CONTROLS

Key features include the latest knee-tilt mechanism which creates a pivot point near the knee, keeping your feet on the floor to minimize the rise of the front seat edge and other important adjustable features explained below. Please review these operating instructions for maximum ergonomic effectiveness of your new chair.



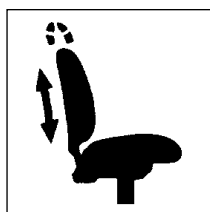
- 1 SEAT HEIGHT PNEUMATIC ADJUSTMENT CONTROL PADDLE
- 2 KNEE-TILT TENSION CONTROL
- 3 SYNCHRONIZED SEAT & BACKREST ADJUSTMENT PADDLE
- 4 PUSH-BUTTON BACKREST HEIGHT ADJUSTMENT



PNEUMATIC SEAT HEIGHT ADJUSTMENT

Provides greater comfort and support for individual height and working conditions.

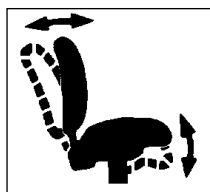
To raise or lower: Lift paddle 1 while seated.



BACKREST HEIGHT ADJUSTMENT

Positions built-in pronounced lumbar support to individual comfort position.

To adjust: Apply upward pressure on button 4 built into lower inside section of backrest. Raise or lower backrest to your comfort.



SYNCHRONIZED SEAT AND BACKREST ANGLE ADJUSTMENT — FLUID MOTION OR FIXED

Seat and backrest automatically follow movements of user, providing continuous lumbar support in fluid position or in a set position when fixed.

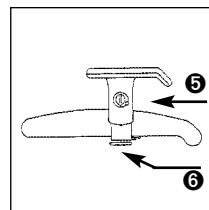
To activate: Flip paddle 3 up for fluid motion.

To lock: Flip paddle 3 down for fixed support.

Tension Adjustment, Knee Tilt Mechanism:

Tighten: Turn 2 clockwise.

Loosen: Turn 2 counterclockwise.



OPTIONAL ARMREST LATERAL AND VERTICAL ADJUSTMENT CONTROLS

Height Adjustment: Turn knob 5 clockwise to raise or counterclockwise to lower armrest height.

Lateral Adjustment: Turn knob on arm hold bracket 6 under seat clockwise to loosen or counterclockwise to tighten once arms in proper lateral position.

Optional Articulating Armrest Controls Height Adjustment: Instead of knob 5, has a trigger mechanism to adjust. Depress to raise or lower armrest to desired position.

Lateral Adjustment: Same as 6 above

Articulating Armrest: Spring-activated padded armrest allows for lateral positioning for support of forearm.

Corcraft is your NYS preferred source vendor — place your order today!

All Corcraft customers can get assistance from a Corcraft sales representative. They provide detailed information on the more than 300 Corcraft products and can help in selecting the best solution and in placing orders. If you have not been contacted by Corcraft, please call our Sales Unit list to the right. To place an order directly to our headquarters, FAX or mail your purchase order using the contact information at the right. **If you FAX your purchase order, please do not mail a duplicate.**

Corcraft
PRODUCTS

NYS DEPARTMENT OF CORRECTIONAL SERVICES
DIVISION OF INDUSTRIES

550 Broadway
Albany, New York 12204-2802

Order Services Mail to above address
Order Services FAX (800) 898-5895 or (518) 436-6007
Sales Unit Voice (800) 436-6321 ext. 2640
(518) 436-6321 ext. 2640
Web <http://www.corcraft.org/>

Corcraft accepts the American Express® Corporate Purchasing Card. 